

MODEL 3200R WIRING INSTRUCTIONS

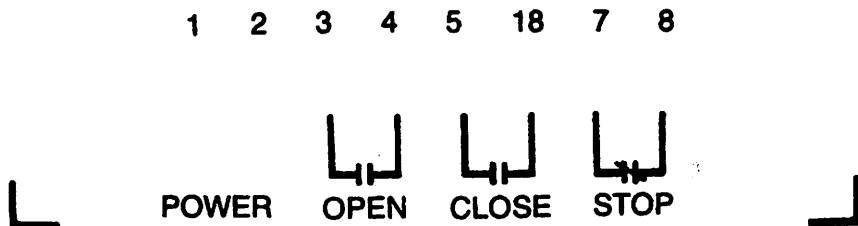
RADIO RECEIVER TERMINAL STRIP

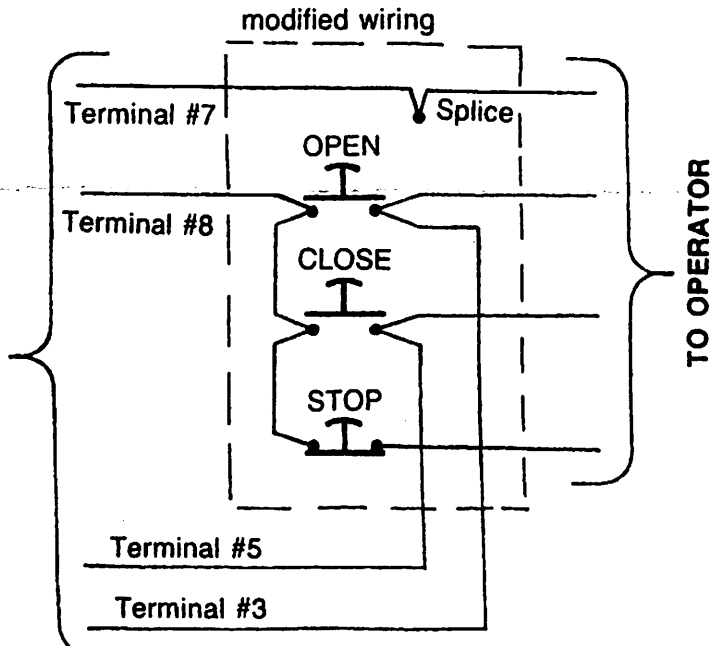
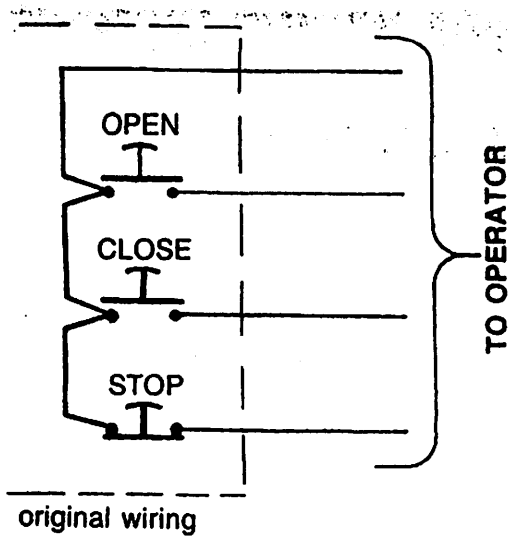
The Model 3200R commercial receiver is provided with three isolated contacts, a normally open contact for OPEN, a normally open contact for CLOSE, and a normally closed contact for STOP. Wire these contacts identical to a 3-button station.

For a typical installation connect Terminal #7 to Terminal #6 and Terminal #4. Disconnect the wire from the push-button common of any 3-button station. Wire the push-button common of the 3-button station to Terminal #8. Then connect Terminal #7 to the wire removed from the push-button common. Connect Terminal #5 to the CLOSE push-button and Terminal #3 to the OPEN push-button.

~~To finish the installation connect 24V AC to Terminals #1 and #2, or if the radio receiver has a transformer connect 115V AC to Terminals #1 and #2.~~

CAUTION
24 VOLTS
AC ONLY





PERFORMANCE+