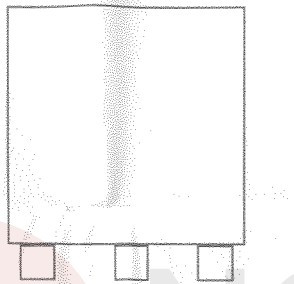


## 9931 Series

### 9931R




24 Volt (3)    Relay (2)    Common (1)

24 Volt }  
Common }    Power

Relay }  
Common }    Relay

### 9931R-4F

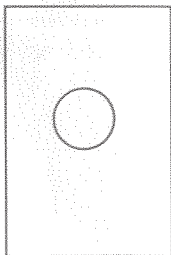


Black    Relay  
White  
Red

Red (+) }  
White (-) }    24 Volt Power

Black }  
Black }    Relay

### 9931T



**Single Button Transmitter:** Match dipswitches 1 thru 8 on both transmitter and receiver. Set the 9th dipswitch in receiver to the up position “+”.

*Changes or modifications not expressly approved by the party responsible for compliance could void the user's authority to operate the equipment*

This equipment has been tested and found to comply with the limits for a Class B digital device, pursuant to Part 15 of the FCC Rules. These limits are designed to provide reasonable protection against harmful interference in a residential installation. This equipment generates, uses and can radiate radio frequency energy and, if not installed and used in accordance with the instructions, may cause harmful interference to radio communications. However, there is no guarantee that interference will not occur in a particular installation. If this equipment does cause harmful interference to radio or television reception, which can be determined by turning the equipment off and on, the user is encouraged to try to correct the interference by one or more of the following measures:

- Reorient or relocate the receiving antenna.
- Increase the separation between the equipment and receiver.
- Connect the equipment into an outlet on a circuit different from that to which the receiver is connected.
- Consult the dealer or an experienced radio/TV technician for help.