

StormShield®

G A R A G E D O O R T H R E S H O L D

Storm Seuil/Storm El Umbral

Precision-engineered Garage Door Threshold secured to floor with adhesive included. Keeps dirt, snow, water, snakes, rodents and other pests from getting in under garage door.


20 foot (6.1 m) threshold, enough to cover most standard single car garage doors.

- Easy do-it-yourself installation, all parts in kit.
- Designed to block and repel wind driven rain, snow, dust, dirt and leaves.
- Keeps your garage cleaner.
- Keeps out most rodents, snakes and small pests.
- Full 2 year residential warranty.
- Resistant to oil, gas, antifreeze & other chemical substances commonly found in garage environments.
- Won't crack, move or shatter & remains flexible from -40°F to 150°F. (-40°C to 65°C)

MEMBER



**Year-round
Energy
Saver**



PATENT #340,534

StormShield®

GARAGE DOOR THRESHOLD

The
Original
Garage
Door
Threshold

INSTALLATION INSTRUCTIONS:

Las instrucciones en español se incluyen en el paquete. • Instructions en français dans l'emballage.

Read All Directions Carefully Before Starting Work

This Storm Shield® Threshold Kit has been developed to make the job of installation as simple as possible. However, certain procedures are critical, so be sure you understand every step before starting the first. Storm Shield® must be applied to clean, dry, concrete at temperatures above 40°F (5°C). It is unnecessary to remove existing weatherstrip from door bottom. Not recommended for use on asphalt, painted or treated surfaces, broken concrete or gravel.

Tools You Will Need

All materials are supplied in the kit. You will need a tape measure, a utility knife and a pencil. Use adhesive included.

Fitting the Threshold

1. With the garage door open, center threshold between the garage door track (the channel the door rollers ride in) (A). Trim length if necessary.
2. Now lower the garage door down on top of the Threshold's 2 inch (5cm) flap (B). Push the 45° hump against the back of the bottom of the garage door for proper seal. The 45° hump must be to the inside of the garage door. (Notch Threshold around door jambs if necessary.) Trace the inside edge with a pencil. Carefully raise the door and trace the outside of the Threshold (C).
3. Remove the Threshold and apply 3 rows of adhesive as shown (D): two continuous rows 1/4 inch (.65cm) inside of the pencil lines, the third row in a zigzag pattern between the others. Place the Threshold between the pencil lines and press into place. Carefully apply pressure to the Threshold to spread the adhesive uniformly. Make sure the Threshold is still between the lines and correct if necessary.

4. Close door and keep constant pressure on the Storm Shield®, allowing a minimum of 24 hours for the adhesive to dry before driving over it.

NOTE: It may be necessary to adjust the garage door side locks or the electric garage door opener due to a change in the door's position. Please refer to your original manufacturer's guidelines for these procedures.

EXCLUSIVE FULL 2 YEAR WARRANTY



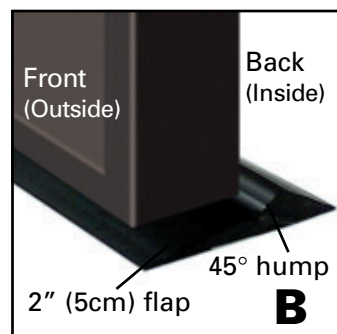
Action Industries, Ltd., guarantees a full 2 year residential warranty on all Storm Shield® Threshold and adhesive materials for two years from the date of original purchase, when this Garage Door Threshold Kit is installed and maintained according to our instructions. Action Industries, Ltd. will replace any Storm Shield® Threshold or Adhesive free of charge if found defective in material or workmanship. (Replacement of material does not include cost of installation. Original receipt required.)

This warranty gives you specific legal rights; you may also have other rights which may vary from state to state. This warranty applies to normal residential use only.

Warranty Service is available in the United States by contacting

Action Industries, Ltd.


12625 Berea Rd., Cleveland, OH 44111



StormShield®

G A R A G E D O O R T H R E S H O L D

This precision-engineered Garage Door Threshold, secured to the floor with adhesive (included in kit) keeps dirt, snow, water, rodents, snakes, etc. from getting under the garage door. It is so durable it can be driven over without damage and is warranted for a full 2 years.



The premium quality **StormShield®** Garage Door Threshold and Adhesive in this kit has been driven-over tested and compression set. It has also been tested regarding its ability to withstand extreme heat and cold, its insulation performance, tensile strength, and elongation strength, as well as degradation during the aging process.



ACTION
INDUSTRIES
QUALITY WEATHERSEALS, HARDWARE & ACCESSORIES