


TRANSMITTER STINGRAY 318DOPWxV



Manual

Transmitter
Solutions

Stingray

Thank you for choosing a Transmitter Solutions product .
Please read this manual carefully before using the product.

Made in Italy. Copyright © 2006 by Transmitter Solutions

CONTENTS

1 - TRANSMITTER INTRODUCTION

1A - General information

1B - Technical specifications

1C - Main features

1D - Types

2 - NUMBERING

3 - PROGRAMMING

4 - OPERATION

5 - BATTERY ACCESS

6 - TROUBLESHOOTING

1A - General information

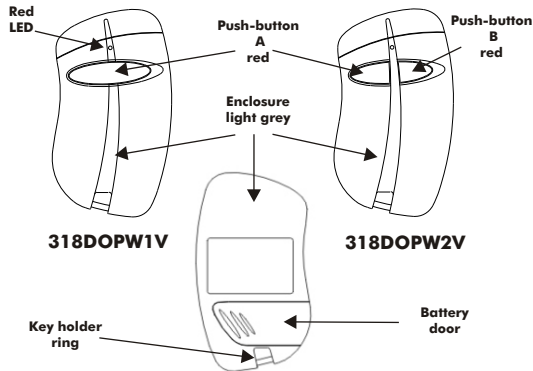
Transmitter Solutions - Stingray 318DOPWxV is a visor transmitter operating at 318 MHz in ASK modulation. It has been designed for use with programmable telephone entry, security, and access control systems operating with a 318 MHz frequency receiver. The protocol is MicroCLIK® compatible and the code sent by the transmitter includes a 14 bit security code which allows up to 16384 code combinations and

6 bits of facility code, which allows up to 64 facility codes. Each transmitter is individually numbered, can be used with any receiver capable of receiving a 26 bit input and can operate any type of access control system equipped with the same protocol. The 23A alkaline battery has a life of about 12-18 months. *The product fully complies Part 15 of FCC Regulations.*

1B - Technical specifications

Number of keys:	1 / 2
Supply :	1 Alkaline Battery 12V type 23A
Battery life:	12 - 18 months
Current consumption :	20 mA
Operating frequency :	318 MHz
Code combinations :	16,384
Facility codes	64
Modulation :	AM / ASK
Rated e.r.p. :	50 - 100 mW
Range in free space:	60 - 120 yd
Operating temperature:	-20 ÷ +55 °C
Overall dimensions:	3.26 x 1.88 x 0.62 in
Weight:	20 gr.

1C - Main features



1D - Types

STINGRAY 318DOPW1V : 1 button transmitter

STINGRAY 318DOPW2V : 2 button transmitter

2 - NUMBERING

Each transmitter is manufactured and sold with a different factory set sequence number and facility code.

3 - PROGRAMMING

The transmitter facility code and sequence number must be programmed into your system memory. Your own installer or reseller will provide you the necessary instructions for your system.

4 - OPERATION

- Firmly depress either button until the small red LED illuminates.
- After the LED has illuminated, release the button. If the device you are attempting to activate does not respond, repeat steps a. and b. or consult section 6 (Troubleshooting) of this manual.

5 - BATTERY ACCESS

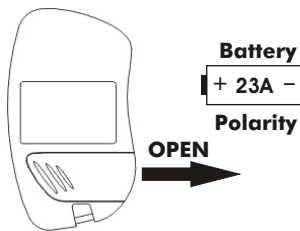
To access the battery slide out the battery door

Place the 23A alkaline battery between the 2 contacts.

Respect the right polarity as indicated on the bottom of the box.

NOTE: Please dispose of the batteries properly according to local laws and regulations.

Test proper battery installation by verifying that the red LED illuminates when either button is pushed.



6 - TROUBLESHOOTING

FAULT	SOLUTION
The system does not receive the transmitter signal. The transmitter LED will not light	Replace the transmitter batteries
The system does not receive the transmitter signal. The transmitter LED is ON	Check to verify the transmitter is programmed into your system
The operating range is reduced	Replace the transmitter batteries

FCC ID : SU7318LIPWV

*This device complies with Part. 15 of the FCC Rules Operation is subject to the following two conditions:
(1) This device may not cause harmful interference, and
(2) this device must accept interference received, including interference that may cause undesired operation.*

Notice

Any changes or modification to Transmitter Solutions equipment not expressly approved by Transmitter Solutions could void the manufacturer's warranty and the user's authority to operate this product.

WARRANTY

The warranty period of Transmitter Solutions 318 transmitters is 24 months, beginning from the manufacturing date of the transmitter. During this period, if the product does operate correctly, due to a defective component, the product will be repaired or replaced at the sole discretion of Transmitter Solutions.

The warranty does not extend to the transmitter case which can be damaged by conditions outside the control of Transmitter Solutions or to battery life.



TRANSMITTER SOLUTIONS
2505 Chandler Avenue, Suite, 1
Las Vegas, NV 89120 -
(866) 975-0101 - (866) 975-0404 Fax
sales@transmittersolutions.com